






Root

Dati tecnici / Technical Data

Tavolo / Table				Piano / Top	Spessore / Thickness
Root 160	98	75	160	RE – Rettangolare / Rectangular	2 cm Gres / Stoneware 2,5 cm Impiallacciato / Veneered
Root 220	110	75	220	RE – Rettangolare / Rectangular	2,5 cm Impiallacciato / Veneered

Base / Base	Piano / Top.	Piano / Top. (160)
Legno di frassino / Ash wood	Impiallacciato / Veneered	Gres basico / Basic stoneware
 FGNO FNOL FNO	 INOC IRON	 GBAS GEBA GSMO

Tavolo / Table				All. / Ext.	Piano / Top	Spessore / Thickness
Root – A 160	98	75	160 / 240	40+40	RE – Rettangolare / Rectangular	2 cm Gres / Stoneware
Root – A 180	98	75	180 / 260	40+40		2 cm Gres / Stoneware
Root – A 200	110	75	200 / 294	47+47		1,2 cm Gres / Stoneware

Base / Base

Legno di Frassino / Ash Wood



FGNO FNOL FNO


Piano / Top (A 160, A 180, A 200)

Gres basico con inserto / Basic stoneware with insert




GBAS Bianco / White GEBA Nero / Black GSMO Nero / Black

Gres opaco con inserto / Matt stoneware with insert



GMGR Nero / Black

Gres lucido con inserto / Shiny stoneware with insert



GSAL Nero / Black GFIL Bianco / White GROL Bianco / White